

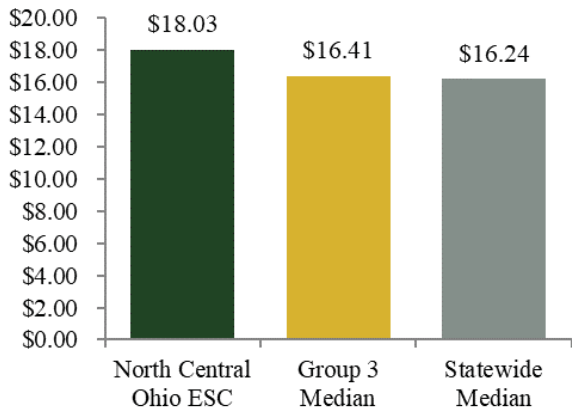
North Central Ohio ESC Profile

Operating Revenue:
\$20,072,413

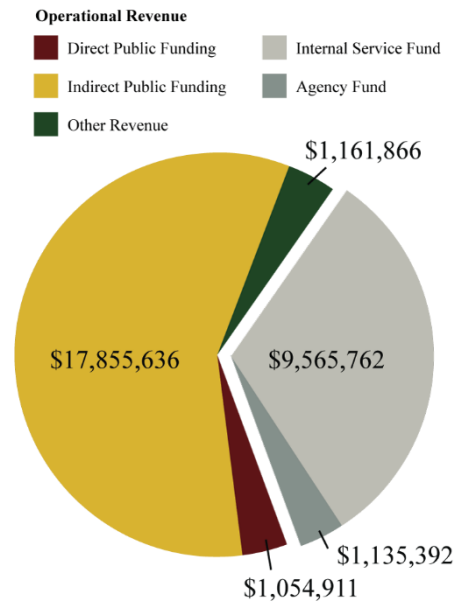
Expenditures:
\$20,075,315

FTEs:
324.00

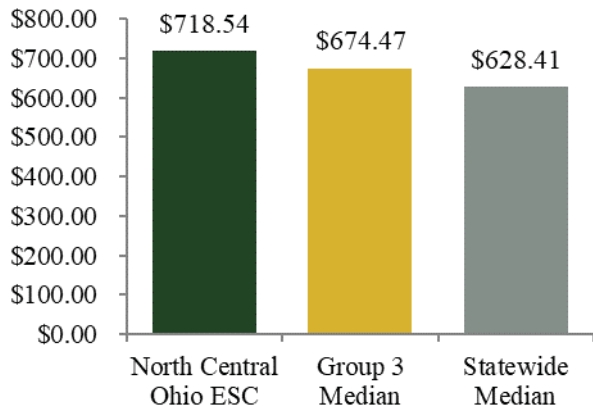
Revenue Generation Ratio



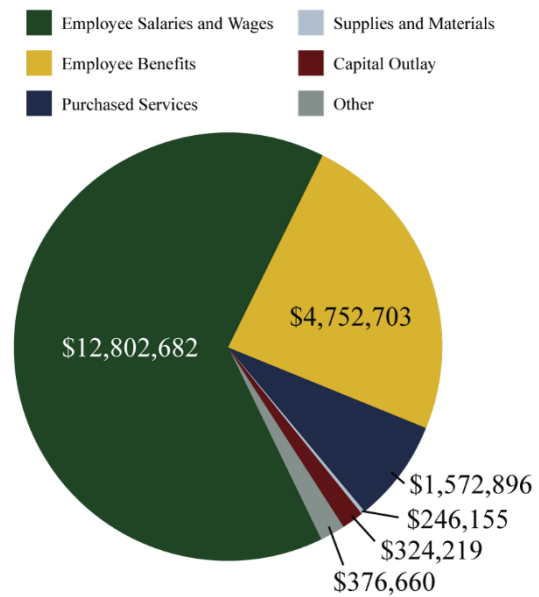
Total Revenue by Source



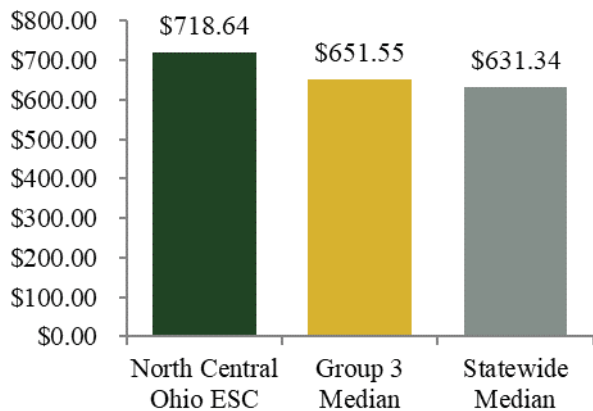
Operating Revenue per Student



Expenditures by Object



Expenditures per Student



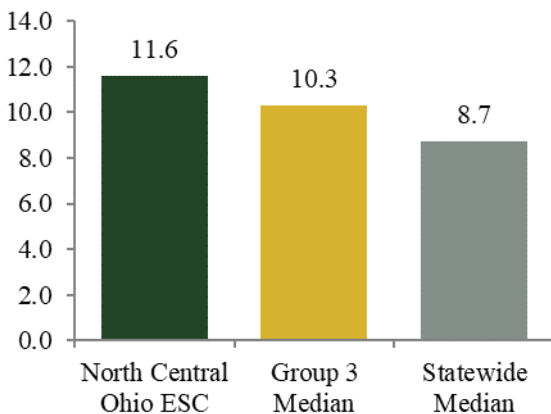
North Central Ohio ESC Profile

Operating Revenue:
\$20,072,413

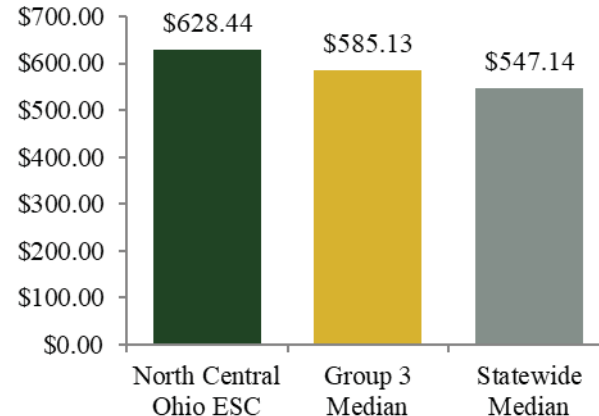
Expenditures:
\$20,075,315

FTEs:
324.00

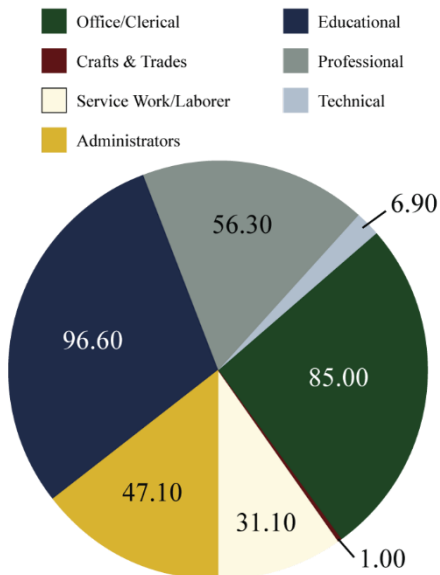
FTEs per 1,000 Students



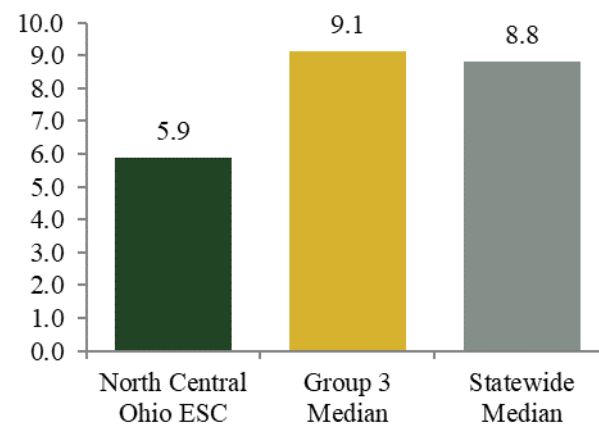
Personnel Cost per Student



FTEs by Category



Non-administrative Staff per Administrator



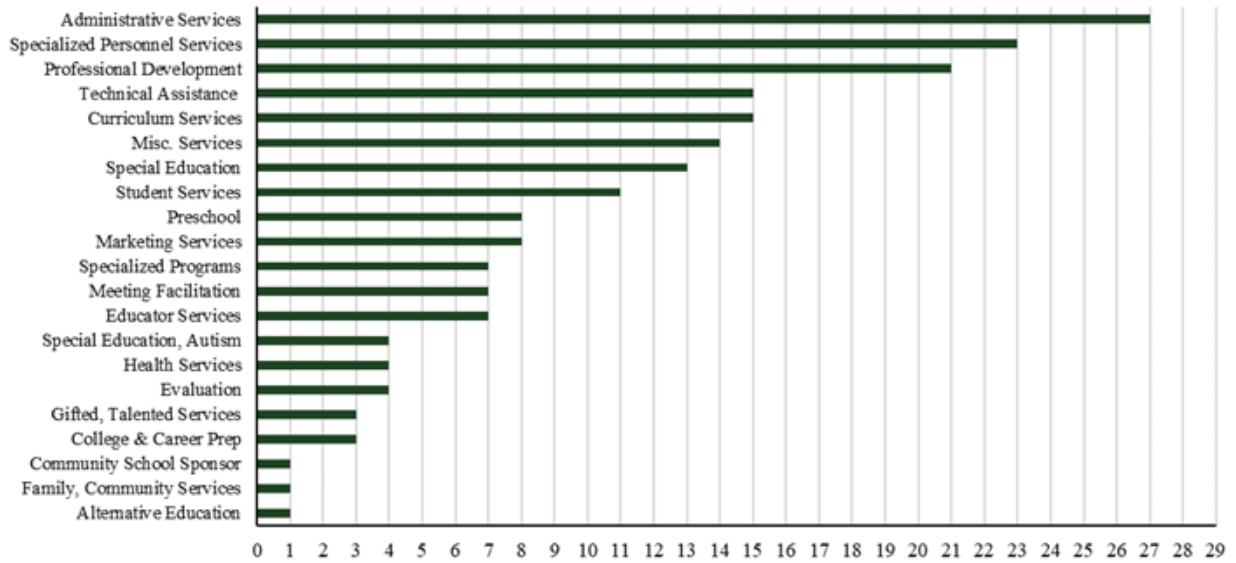
North Central Ohio ESC Profile

Operating Revenue:
\$20,072,413

Expenditures:
\$20,075,315

FTEs:
324.00

Services Offered by Category



North Central Ohio ESC Profile

Operating Revenue: \$20,072,413	Expenditures: \$20,075,315	FTEs: 324.00
--	---	-------------------------------

Member District Data

Member District Name	Student Enrollment	District Type
Carey EVSD	788	1
Colonel Crawford LSD	907	1
Elgin LSD	1,010	1
Fostoria CSD	1,804	4
Fremont CSD	3,795	4
Hopewell-Loudon LSD	809	3
Marion CSD	4,209	7
Mohawk LSD	895	2
Mount Gilead EVSD	1,204	3
New Riegel LSD	375	2
North Union LSD	1,531	2
Old Fort LSD	563	2
Pleasant LSD	1,279	3
Ridgedale LSD	712	1
River Valley LSD	1,954	3
Seneca East LSD	893	2
Tiffin CSD	2,577	4
Upper Sandusky EVSD	1,557	3
Wynford LSD	1,073	1